



WELCOME!

On behalf of the faculty and staff at Harvest Christian School, it is our pleasure to take this opportunity to greet and introduce you to our school. Established in 1982, Harvest Christian School has sought to develop a program that promotes both academic achievement and spiritual growth. Carefully selected curriculum systematically taught by qualified Christian teachers, with an ample supply of quality support personnel and programs, makes H.C.S. an excellent option for Christian education. We encourage you to carefully read through the various information sheets enclosed in this packet. These sheets provide specific information about our school and the procedure for registration.

In addition to the information provided in this packet, we also encourage you to consider signing up for a "Parent Tour" of our school. Tours are arranged through the School Office and are scheduled regularly throughout the year. These tours are designed to give you an opportunity to see our program "up-close" and to establish personal contact with our Administrative Team. We are here to co-labor with you in the process of educating your children. Therefore, it is important for you to be familiar with our school and staff!

Lastly, as a ministry of Harvest Christian Fellowship with Pastor Greg Laurie, we consider it our primary calling to lead our students and families into a close relationship with Jesus Christ. In Hosea 6:3 we read,

"Let us pursue the knowledge of the Lord."

Knowing the Lord Jesus Christ who possesses and imparts all knowledge and wisdom is our highest pursuit. We hope you will choose to join our family! God bless you!!

Administrative Team
Harvest Christian School
951.359.3932
www.harvestchristianschool.org



HARVEST CHRISTIAN SCHOOL
Administration of Prescribed Medication for Pupil
(Education Code Section 49423)

TO: _____
(Principal's Name)

1. Physician's Statement

_____ is under my professional care
and is on the following medication:

Medication: _____ Current Dosage: _____

Method medication is taken _____

Date medication to be started _____ Date to be ended _____

Time schedule _____

Precautions, if any _____

I recommend that the school nurse or other designated school personnel assist in the
administering of the prescribed medication during school hours.

Date: _____ Signature of Physician: _____

2. Parent(s) or Guardian Statement:

As the parent(s) or guardian of _____
(Student's Name)

(we) (I) request Harvest Christian School assist in carrying out _____
(Physician's Name)
instructions in the administering of the prescribed medication during the school day.

Date: _____ Signature of Parent/Guardian: _____

**NO MEDICATION WILL BE ADMINISTERED WITHOUT THE SIGNATURES OF
THE PHYSICIAN AND PARENT/GUARDIAN**

(Please return this form to the school office)

Note: When possible medication should be administered outside of the school day. The school should be requested to assist the child with medication only in exceptional cases when the child's health condition requires medication during the hours school is in session.

BIBLE (2ND – 6TH) & STARTER PACKET (JR. K. – 1ST) 2021 – 2022 SCHOOL YEAR

An additional needed item at the beginning of every school year is the purchasing of school supplies and a Bible. The student Starter Packets for Jr. Kindergarten through 1st Grade are purchased and assembled by the teacher for every student in their class. Second through sixth grade students are required to have the below listed Bible.

GRADE	STUDENTS	SCHOOL SUPPLIES STARTER PACKET FEE
Jr.-K	All students	Included in Registration Fees
Kindergarten	All students	Included in Registration Fees
First Grade	All students	Use class set of Bibles: Early Readers NirV Supplies are included in Registration Fees

School supplies provided in the Starter Packet will vary from Jr. K-1st Grade and are the “basics” needed to start the year (i.e., paper, pencil box, pencils, pens, markers, crayons, erasers, scissors, Whisper Phones for K - 2nd grades, etc.). You will probably be asked by your child’s teacher to provide other “non-provided” items at the beginning of the year, as well as supply “replenishments” throughout the school year.

*****Second through Sixth Grade students purchase their own school supplies from the list provided on our web site and the teacher letter received in summer.**

Bible Purchase

*****Note: Make payment in the School Office or send in to teacher, NOT the Harvest Bookstore. Bible will be delivered to your student’s class during the 1st week of school.*****

Second Grade	All Students	\$20.00 (Adventure Bible for Early Readers NirV only)
Third Grade	Returning Students New students	Use Bible from 2 nd Grade or purchase below. \$20.00 (Adventure Bible for Early Readers NirV only)
Fourth Grade	All students	\$20.00 (New Believer’s Bible)
Fifth Grade	Returning Students New Students	Use Bible from 4 th Grade or purchase below. \$20.00 (New Believer’s Bible)
Sixth Grade	Returning Students New Students	Use Bible from 5 th Grade or purchase below. \$20.00 (New Believer’s Bible)

Bible Payment Form

Bibles will be given to the students by their teacher in the 1st week of school.
Send payment in to the School Office.

- ☐ **Class Set for 1st Grade Bible** (Included in Registration Fee)**
- ☐ **\$20.00 for 2nd Grade Bible*****
For ALL students.
- ☐ **\$20.00 for 3rd Grade Bible****
For all NEW students and returning students who need a new Bible.
- ☐ **\$20.00 for 4th Grade Bible*****
For ALL students.
- ☐ **\$20.00 for 5th & 6th Grade Bible*****
For all NEW students and returning students who need a new Bible.

Student Name: _____ Teacher Name: _____

Student Name: _____ Teacher Name: _____

Student Name: _____ Teacher Name: _____

Student Name: _____ Teacher Name: _____

Total Amount Paid _____

Check Number _____ or Cash _____ or Credit Card _____

(Make checks payable to: Harvest Christian School)

****2nd – 3rd grade Bible is the “Adventure Bible for Early Readers” NIV.**

*****4th – 6th grade Bible is the “New Believer’s Bible” New Living Translation.**

CHURCH ATTENDANCE – SPIRITUAL REQUIREMENTS **VERIFICATION FORM**

In order for a child to be enrolled at Harvest Christian School, one parent/guardian must be a born-again Christian and agree with, support, and adhere to the following requirements:

1. We understand that the school reserves the right to dismiss any family who does not cooperate with the educational/spiritual process.
2. We understand that continued enrollment of our student(s) at Harvest Christian School requires acceptable academic performance and proper spiritual conduct by our family/student as determined by the Bible, the school staff, and administration. Re-enrollment is conditional on acceptable citizenship, academic progress, spiritual status, and financial commitments met.
3. Harvest Christian School stands firmly upon God's Word and the foundations of Christianity. This includes, but is not limited to, the biblical definition of marriage between a man and a woman, the clear biblical teaching that biological gender is both sacred and established by God's design when determined by God at birth, the biblical boundaries of sexuality and moral conduct (which prohibit an unmarried couple living together), and the importance of adhering to the Bible in its entirety. This also includes the commitment to regularly attend (with your child) a Bible-teaching church with the same doctrine as Harvest Christian Fellowship. It is required at H.C.S. that the parent(s) enrolling their child understand, agree with, and completely support these standards. Any parent(s) not in alignment with the above standards will not be allowed to enroll their student or keep their student enrolled at H.C.S.

Please complete the information below.

Church Name: _____

Pastor's Name: _____

Church Address: _____

Church Phone Number: _____

Services Attended: _____

Parent Name Printed: _____

Parent Signature: _____ Date: _____

HARVEST CHRISTIAN SCHOOL DRESS CODE

STUDENT DRESS CODE

Our school dress code has been established to develop student attitudes and behaviors that honor our Lord Jesus Christ and promote spiritual growth.

"All things are legitimate - permissible, and we are free to do anything we please; but not all things are helpful (expedient, profitable and wholesome). All things are legitimate, but not all things are constructive [to character] and edifying [to spiritual life]. Let no one then seek his own good and advantage and profit, but [rather let him seek the welfare of his neighbor]..."
I Corinthians 10:23-24 (Amplified Bible)

The word "edify" literally means "the act of building" and is used figuratively in the New Testament to refer to the promotion of spiritual growth. As believers, it is our Biblical responsibility to conduct ourselves in word and deed (including dress) in a manner that glorifies God and promotes personal and corporate spiritual growth. Therefore, we require that every student at H.C.S. maintain an appearance, which conforms to the following guidelines.

BASIC PRINCIPLES regarding clothing and appearance include:

Godliness Cleanliness Modesty Practicality Neatness Safety

SPECIFIC REQUIREMENTS FOR GIRLS:

In I Timothy 2:9 we read that women are to dress *"modest in appearance...wear decent and appropriate clothing...."*

In consideration of this Biblical standard, appropriate school attire for girls is as follows:

1. Jeans, pants and shorts must be appropriately proportioned, not be form fitting or excessively baggy.
2. Length of dresses, skirts and shorts must be no shorter than mid-thigh. The school standard for mid-thigh is one-half of the measured distance from the top of the inseam to the middle of the knee. ** Please make allowance for growth.*
3. Dresses, tops and blouses are required to cover the top of the shoulders (straps must be 3" wide) and the midriff. They must not be form fitting, low-cut, backless or have any slits. Shorts must be worn underneath dresses if the student is to play on the playground.
4. Clothing displaying Christian symbols or messages are encouraged.
5. Clothing, including jackets, with non-school associated logos or insignias depicting professional, college, and/or other non-school teams are allowed, however, logos, symbols, and slogans that are not edifying will not be allowed (including skulls and crossbones).
6. Clothing must be complete, seams must be sewn, rips and tears must be patched.
7. Shoes must be worn at all times. Open-toed shoes of any sort are not permitted.
8. Hats/Caps are allowed outside, but are not to be worn inside the building.
9. Nylons and make-up are not permitted.
10. Hair/Hairstyles must be clean, neatly groomed, and within the normal range of natural hair colors (black, brown, brunette, blonde, and red). No extreme hair styles will be allowed. Hair must not block the eyes and not be a distraction to others or themselves. The School Administration or staff will determine when hair has become extreme or a distraction and expect a parent to take measures to alleviate the distraction. During sports or games, a student with hair longer than below the collar will be required to wear it up so that the student is kept safe from the possibility of the hair being unexpectedly pulled.
11. The wearing of jewelry should be kept to a minimum. Dangling earrings are not permitted.
12. Extreme fashions which call undue attention to the individual or any part of the anatomy in an unwholesome way, are not acceptable.

SPECIFIC REQUIREMENTS FOR BOYS:

In I Timothy 4:12 we read, *"Let no one despise or think less of you because of your youth, but be an example (pattern) for the believers, in speech, in conduct, in love, in faith and in purity."*

In consideration of this Biblical standard, appropriate attire for boys is as follows:

1. Jeans, pants and shorts must be appropriately proportioned. They must not be too tight or excessively baggy. All pants or shorts must be worn at the waist. Undergarments must never be visible above or below outer clothing.
2. Length of shorts must be no shorter than mid-thigh. The school standard for mid-thigh is one-half of the measured distance from the top of the inseam to the middle of the knee.
** Please make allowance for growth.*
3. Clothing displaying Christian symbols or messages are encouraged.
4. Clothing, including jackets, with non-school associated logos or insignias depicting professional, college, and/or other non-school teams are allowed, however, logos, symbols, and slogans that are not edifying will not be allowed (including skulls and crossbones).
5. Clothing must be complete, seams must be sewn, rips and tears must be patched.
6. Shoes must be worn at all times. Open-toed shoes of any sort are not permitted.
7. Hats/caps are allowed outside, but are not to be worn inside the building.
8. Hair/Hairstyles must be clean, neatly groomed, and within the normal range of natural hair colors (black, brown, brunette, blonde, and red). No extreme hair styles will be allowed. Hair must not block the eyes and not be a distraction to others or themselves. The School Administration or staff will determine when hair has become extreme or a distraction and expect a parent to take measures to alleviate the distraction. During sports or games, a student with hair longer than below the collar will be required to wear it up so that the student is kept safe from the possibility of the hair being unexpectedly pulled.
9. Earrings, nail polish, hair accessories, or other female related items are not permitted to be worn by males.
10. Extreme fashions which call undue attention to the individual or any part of the anatomy in an unwholesome way, are not acceptable.

****From time to time the Administration may determine some manner of appearance not mentioned in this Dress Code to be inappropriate and thus will not be permitted.***

Students who are not dressed in compliance with this Dress Code will be removed from school activities and parents will be contacted and asked to provide a change of clothes. Students will be allowed to return to school functions once they are dressed in conformance with the provisions of this dress code.



Harvest Tuition Electronic Funds Transfer (EFT) Bank Draft Payment Option

Harvest Christian School allows parents to have their monthly tuition payments deducted from their bank account using the Electronic Funds Transfer (EFT) option. To utilize this service, please complete this EFT form, attach a voided check, and submit it to the School Office.

There is no charge to be part of this program.

First Name, Last Name

Address, City, State, Zip Code

By completing this form, I authorize H.C.S to debit my bank account listed below for the payment of tuition and fees on the 20th of each month, according to the payment terms specified in my signed financial agreement. Bank drafts returned for insufficient funds may be resubmitted. Should a bank draft be rejected for any reason, a return charge of \$25.00 will apply for each rejected item. Cancellation Policy: This authorization shall remain in full force and effect until H.C.S. has received written notice from me requesting termination. Upon receipt HCS will process your request within 3 banking days.

(Please choose one) _____ Checking _____ Savings

Name on Account _____

Bank Name _____

Routing Number _____

Account Number _____

Billing Zip Code _____

Signature

Date

*****Please attach voided check here if using checking account.*****



Earn \$\$\$/credit for tuition, hot lunch, and Daycare

Scrip puts your regular household shopping dollars to work. You can earn credit for your tuition, hot lunch, and Daycare. Just spend your regular shopping dollars with Scrip at the stores that participate in the Scrip program! And, Scrip can be used for just about any category; gas, groceries, fast food, restaurants, coffee, movies, stores, electronics, home repair and décor, sporting goods, and many others.

It is easy to order. Order and pay online or over the counter in the School Office. Just complete the form, attach a check or cash, and return to the school office on Mondays by 3:00 p.m. for delivery by Friday.

We DO NOT keep Scrip on-hand for your immediate purchase. Just be sure and order by Monday at 3:00 p.m. for delivery by Friday of the same week.

Scrip Credits NOW Posted in RenWeb!

All Scrip credits will now be posted in RenWeb with all of your other financial information (tuition, hot lunch, daycare, and activities).

When you want to apply your Scrip credit to any costs at H.C.S., please email the School Accountant, Karen Glover, at kareng@harvest.org and let her know what account to apply it to.

If you have any questions, please call us at 951-359-3932.

SHOP WITH SCRIP GIFT CARDS

FAMILY FINANCIAL ASSISTANCE

Dear Harvest Christian School Parents,

We're pleased to once again be utilizing our Family Financial Assistance and Fundraising program for our school. It's called "Scrip," and it's the fundraising program that works while you shop. **It's also a way you can earn tuition/hot lunch/daycare credit for your family's school account.**

Scrip is simply a word that means "substitute money." In other words, Scrip is gift cards from national and local retailers. They're the same gift cards that you buy at the store. Many popular retailers participate in our Scrip program including Stater Bros, Vons, Starbucks, Walmart, Home Depot, Shell, Panera Bread, Kohl's, JC Penny, Bath & Body and many, many others.

You're probably asking yourself how these stores help us raise money. It's simple, participating retailers agree to sell gift cards to our school at a discount. Families like yours buy the cards for full face value, they redeem them for full face value, and our school keeps the difference as revenue. And Scrip is exciting, because everybody wins:

- >The retailer gets cash up front and repeat business...
- >You get a powerful fundraising alternative that involves *no selling* and you receive tuition/hot lunch/daycare credit towards your family's school account.
- >Our school gets a regular source of revenue.

Family credit is simple to earn. Get in the habit of purchasing Scrip every week. Spend Scrip on what you normally spend cash or checks (gas, groceries, coffee, food, etc...). Your family earns ½ of the percent profit of what you purchased and the school earns the other ½ percent profit. We credit your account at the beginning of every month. For example, if you purchase \$600 in Stater Bros Scrip. They give us 6% of what you purchased—you earn 3% (\$18) and the school earns 3% (\$18). And just imagine if you used Scrip on a majority of all your purchases. There is no limit to how much credit you can earn. And, you can purchase Scrip for anyone in your family, friends, or even co-workers, as long as you are purchasing with your check or cash. (Sorry, no credit card purchases.)

The beauty of Scrip is that you put your regular household shopping dollars to work. You can help earn money for our school without spending a single additional penny and you also get tuition/hot lunch/daycare credit. Just spend your regular shopping dollars with Scrip at the stores that participate in the Scrip program! And, Scrip can be used for just about any household purchase including groceries/food, coffee, clothing, entertainment, gasoline and even dining out.

It is easy to order. Order and pay online or over the counter in the School Office. Just complete the form, attach a check or cash, and return to the school office on Mondays by 3:00 p.m. for delivery by Friday.

We DO NOT keep Scrip on hand for immediate purchase. Just be sure and order by Monday at 3:00 p.m. for delivery by Friday of the same week.

The opportunity to earn credit has already started so start purchasing your Scrip now.

Thank you for your support!



Getting Started with Scrip

How to register:

To place your scrip orders, you need to create a ShopWithScrip® account. Go to www.ShopWithScrip.com and click on the 'How to Enroll' button at the top of the page. Next, click 'Join Your Scrip Program.' You will need to enter your organization's unique enrollment code. This code allows the ShopWithScrip system to link your account activity with our organization.

>>>Our organization's enrollment code: E52AA86C9495

Next, fill in all the required information and click 'Register.' You will be asked to select two challenge questions and provide answers, which will be required if you forget your password. Keep in mind that your answers are case-sensitive.

Using ShopWithScrip.com

You can manage your account through your Dashboard, which you can access by clicking the 'Dashboard' link at the top of any page. From here, you can check your account activity, change your profile and password.



It's easy to order...

You can login and place orders a few different ways:

Sign Up with Presto Pay

This will enable you to pay online for your Scrip orders. Please note that Presto pay will take the money out of your account that night. Please be and sure your orders are placed by Monday at 3:00 p.m. for delivery by Friday of the same week.

*****If you do not have enough funds in your account (NSF=Insufficient Funds), a \$30 NSF fee will be charged to HCS, which will be charged to your account and will be required to pay back to HCS.*****

Benefits of signing up with Presto Pay

- *You earn credit at HCS that can be used towards tuition, hot lunch, daycare, etc.....
- *Easier to order and pay online
- *You help HCS!

Paper Form

You can order your Scrip gift cards in the School Office using a paper form and check/cash. *Just be sure and order your Scrip gift cards by Monday at 3:00 p.m. for delivery by Friday of the same week.

*****Please note you may not order Scrip online and pay in the school office.**



Online Payments

prestopay™


Enroll in Online Payments (PrestoPay™) to conveniently pay for orders

ShopWithScrip gets even better when you enroll in Online Payments (PrestoPay). In addition to not having to drop off checks, you will also receive eGift cards and funds will be added to your ReloadNow cards instantly. Plus, you'll have access to ordering on-the-go with ShopWithScrip's mobile website, MyScripWallet™.

With Online Payments (PrestoPay), your order payment is transferred securely from your bank account to Great Lakes Scrip Center via electronic debit.

To enroll, log in to your ShopWithScrip account and follow these steps:


- Click on the Payment Types link under Family Functions on your Dashboard
- Follow the steps to enroll by either instantly linking your bank account or entering banking information manually
 - Manually entering your information will take 1-2 business days to process
- You'll be ready to pay for your order with Online Payments (PrestoPay)



*Please note that a small \$0.15 convenience fee will apply to each order. Currently, you can't link a credit card to your Online Payments (PrestoPay) account, as the credit card fees would take away from your rebate earnings.



the new and improved MyScripWallet.com



Easily order and earn on-the-go with our updated mobile website



Set up online payments

Log in with your existing ShopWithScrip account to link your bank account instantly.



Order all card types

Order physical gift cards, reloads, and eGift cards (ScripNow®).



Find your favorites

Use filters to search, and add partners to your Favorites for quick access.



More ways to pay

Pay for your orders online or by check.

Benefits of using MyScripWallet.com

Earn on-the-go

Ordering scrip fits right into wherever your busy schedule takes you.

Earn every day

Easy access means you can order whenever it's most convenient for you.

Everything all in one place

With My Wallet, you can manage your eGift cards and reloads for simple redemption online and in-stores

New to MyScripWallet.com? Start earning today.

1. Go to **MyScripWallet.com** and sign in with your **existing ShopWithScrip account**.

If you don't have a ShopWithScrip account yet, you can enroll on MyScripWallet.com with our organization's enrollment code:

E52AA86C9495

2. Link your bank account to enroll in online payments.
3. Place your order and watch the earnings add up.

If you have any questions, contact our coordinator:

priscillam@harvest.org

Get Scrip Faster! Order ScripNow!

Have you tried ScripNow® yet?

It's the quickest way to get scrip, and it's available from your account on ShopWithScrip.com. With ScripNow eCards, you can purchase and print scrip from home and go shopping in minutes!



Ordering is easy. Log in to your ShopWithScrip® account and follow these steps:

- Browse more than 400 brands and select your ScripNow product choice
- Pay with PrestoPay™ to receive your eCard in minutes, or pay your coordinator by check.
- Print your ScripNow right from your ShopWithScrip account and redeem it at a store
- Or enter the eCard code for online purchases

Earning scrip rebates has never been easier. Order ScripNow today!



Reduce, Reuse, Reload

Go green and reuse gift cards instead of throwing them away! Use the Reload option on ShopWithScrip.com to add money to gift cards you've already purchased from our scrip program.



Just log in to your ShopWithScrip.com account and follow these simple steps:

- Select the brand of the card you want to Reload
- Register the card by entering the card number
- Name your card to keep track of it for future Reload orders

With Reload, you can add any denomination to your card between the listed minimum and maximum. Plus, when you pay for your Reload order with PrestoPay™, your funds will be added to your card overnight*, and ReloadNow® orders will process in minutes. It's so convenient!

Reload is fast, easy, and eco-friendly. Try it today!

*For orders placed before 3:30 p.m. Eastern Time, Monday-Friday





Use these gift cards instantly

Shop eGift cards (ScripNow®) and reload money to your physical cards to use funds the moment you need them.



eGift cards

- Immediately sent to your account—perfect for last-minute purchases, including unplanned shopping trips or a quick bite to eat
- Simply pull up your eGift card on your phone to checkout, or print it before you go to the store
- Schedule eGift cards to arrive in a friend's inbox at a specific time for a surprise gift
- Easily keep track of all your eGift cards online with your Wallet on your Dashboard

To shop eGift cards, go to ShopWithScrip.com on desktop or MyScripWallet.com on your phone and select [Shop > Card Type > eGift Card/ScripNow](#).



Reload funds to your physical cards

- Keep shopping with physical cards you already bought from ShopWithScrip by adding funds on the spot—like at the gas pump or in the grocery store checkout line
- Don't wait for new physical cards to get shipped to your coordinator
- Easily keep track of all your reloads online with your Wallet on your Dashboard

To shop reloadable cards, go to ShopWithScrip.com on desktop or MyScripWallet.com on your phone and select [Shop > Card Type > Reload](#).

Available for 400+ brands



"It's all about eGift cards and reloads. I purchase my eGift cards on my phone right at the checkout. I reload my gas card right at the pump before gassing up. Teacher gift? Someone's birthday? Print right from home or send it as an email gift! I love the convenience, flexibility, and earnings gift card fundraising offers."

Jessica V., earns for school tuition



eGift card (ScripNow®) and ReloadNow orders placed and paid for with online payments (credit card or a linked bank account) are typically available in minutes. Reload orders paid for with online payments and placed before 3:30 p.m. ET will typically be processed overnight and available the next business day. A limited number of brands may take up to two business days. eGift card, ReloadNow, and Reload orders placed and paid for with check must be released by the organization's coordinator before the order can be processed. The merchants represented are not sponsors or otherwise affiliated with ShopWithScrip®. The logos and other identifying marks used are trademarks of and owned by each represented company and/or its affiliates. Please visit the company's website for additional terms and conditions. © 2019 ShopWithScrip



Earn anytime, anywhere on your phone

Discover how easy earning is with MyScripWallet.com. Shop from your phone wherever you are, so ordering gift cards always fits right into your busy schedule—and raising money is even more convenient.



Everything you need to earn. Always within arm's reach.

1. SHOP ALL CARD TYPES

Easily order eGift cards, reloads, and physical gift cards from 750+ top brands.

2. PAY ONLINE

Link your bank account or pay with a credit card to get immediate access to eGift cards and reloads anytime, anywhere.

3. SAVE FAVORITES

Use filters to search brands and add them to your Favorites for quick access.

4. BROWSE BONUSES


Easily scroll through bonus rebates, which are updated every week, on the % Bonuses tab.

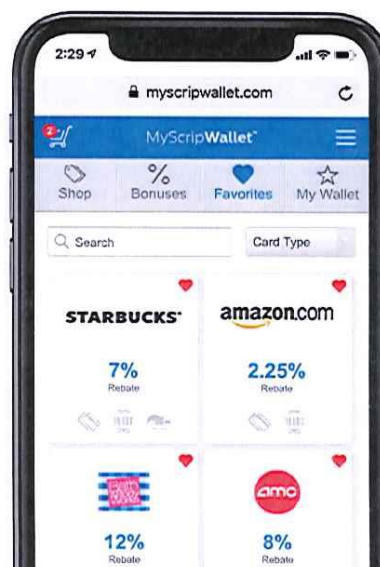
5. MANAGE PURCHASES

View your gift cards, check card balances, and more right from My Wallet.

Save the site to your phone, just like an app on your home screen, to earn even faster:

iPhone: Select  on the bottom of the screen, then "Add to Home Screen" and then "Add"

Android/Google: Open the options menu , then select "Add to Home Screen"





Sign up for online payments and earn 45% more

Immediately get your eGift cards, instantly add funds to your reloadable gift cards, and shop wherever, whenever on your phone—all with the on-demand convenience of online payments.

They're secure and simple to set up, so you can grow your earnings. In fact, families who pay online earn 45% more than families who don't.



Link your bank account

- Set up your account in a matter of minutes
- Create a unique PIN to keep your account safe
- \$0.15 fee on each transaction

To get set up, log in and select [Dashboard > Payment Types](#) on ShopWithScrip.com or [Menu > Payment Types](#) on MyScripWallet.com and follow the instructions.



Pay with your credit card

- Visa and Mastercard are accepted
- You can choose to save the card to your account for future purchases
- 2.6% fee on each transaction

Start shopping at [ShopWithScrip.com](#) on desktop or [MyScripWallet.com](#) on mobile. At checkout, add your credit card information or select your saved card.



GRADUATE DISCOUNT

We are continuing to offer one Graduate Discount of \$375 per family.

The following stipulations are required:

1. Have a student that has graduated 6th grade at Harvest Christian School and is now enrolled in a local Christian jr. high or high school.
2. Have one or more students enrolled at Harvest Christian School.
3. Only 1 discount per family will apply.
4. Must fill out a Graduate Discount Form, which you can obtain from the School Accountant.
5. All completed Graduate Discount Forms must be returned to the School Accountant by Sept. 20th of the school year applied for, unless you are enrolling after that date.

Date: _____

Current Harvest Christian School Student: _____

Harvest Christian School Graduate: _____

Family Name: _____

Address: _____

You have indicated that you have a Harvest Christian School graduate enrolled in a local Jr. High or High School. In order to receive your Sibling Graduate Discount we need to have verification of your HCS graduate's enrollment. Please take this letter to the school in which you have enrolled your HCS graduate and have them validate their enrollment. The validated form must be received by September 20, for the discount to be applied.

Dear Local Christian School,

Harvest Christian Fellowship provides a discount to parents who continue to enroll their students in Christian education. Would you please assist our mutual enrolling family in validating the enrollment of the above referenced student in your school for the upcoming school year.

Authorized Signature

School Stamp:



NON-PRESCRIPTION MEDICATION/TREATMENT ADMINISTRATION AUTHORIZATION FORM

Harvest Christian School allows parents/guardians of enrolled students to complete the following authorization form that gives HCS employees permission to administer the below non-prescription medication/treatment to the listed student according to the directions below.

The following requirements must be met:

1. The below form must be completed in its entirety.
2. Medication/Treatment must be in the original container.
3. Medication/Treatment must have child's name clearly printed on it.
4. A copy of this completed form must be kept with the medication/treatment.
5. At least one dose of the medication/treatment has been administered to the below child without adverse effects, allergies, or negative interactions.
6. Any changes or recension of the below must be in writing.

Note: This form is only valid for the current school year and summer program it is completed in.

STUDENT INFORMATION

Name:

Date of Birth:

Student's Teacher:

MEDICATION INFORMATION

Medication/Treatment Name:

Dosage:

Condition/symptoms for which medication/treatment is being administered:

Method of Administration:

Time of Administration/Treatment:

Start Date of Administration: ____/____/____ End Date of Administration: ____/____/____

Explain any side effects, allergies, possible negative interactions to this medication/treatment:

APPROVAL SIGNATURE

I request the above medication/treatment be administered to the above child as described and directed above. I certify that I have legal authority to consent to medical treatment for the student named above, including the administration of medication/treatment at school. I understand that I must supply the school with the correct amount of medication/treatment for the dates written above. I have administered at least one dose of the medication/treatment to the above child without adverse effects, allergies, or negative interactions. I understand that at the end of the summer program year, an adult must pick up the medication, otherwise it will be discarded.

Printed Parent/Guardian Name:

Phone Number:

Parent/Guardian Signature:

Date:



PASTORAL REFERENCE

TO BE COMPLETED BY THE PARENT(S):

Child's Name: _____ Child's Age: _____

Father's Name: _____ Yes ☐ No ☐
First M.I. Last In Home?

Mother's Name: _____ Yes ☐ No ☐
First M.I. Last In Home?

Marital Status: () Married () Separated () Single () Remarried () Divorced

Step-Parent/Guardian: _____ () _____
First M.I. Last Cell Phone

It is required that at least one parent of every student at Harvest Christian School be a practicing Christian and a participating member of a Bible teaching church. Are either you or your spouse a Christian and currently in regular attendance at a local church? Where?

1. Is your child a Christian?

2. Briefly describe how you became a Christian and how your faith has affected your life.

3. What are your spiritual goals for your child?

4. How do you anticipate Harvest Christian School will facilitate the achievement of these goals?

NOTE: Please ask your pastor to complete the Pastoral Reference on back and return it to the school office as soon as possible.

TO BE COMPLETED BY A PASTOR:

Student Name: _____

Dear Pastor,

This family has applied for admission to Harvest Christian School. Your answers to the following questions will assist us in evaluating their application. Thank you for your assistance.

1. How long have you known this family? _____
2. How well do you know this family? _____
3. Please describe the following:

Parent's attendance at your church:
☐ Regular ☐ Occasional ☐ Infrequent

Child's attendance at your church:
☐ Regular ☐ Occasional ☐ Infrequent

4. How would you describe this parent's faith in Jesus Christ?

5. Does the child receive spiritual support/Christian discipleship in the home?

6. Do the parents of the child participate in any church activities? If yes, please describe.

7. Does the child participate in any church activities? If yes, please describe.

8. Does the child have any problems of which we should be aware? _____

9. Please provide your overall recommendation as to the family's qualification for admission to Harvest Christian School.

_____ Highly Recommend

_____ Recommend

_____ Hesitate to Recommend

_____ Do not Recommend

Printed Name: _____ Position: _____

Signed: _____

Church: _____ Date: _____

Address: _____ Phone: _____

Please return to Harvest Christian School, 6115 Arlington Avenue, Riverside, CA 92504 - Attn: Registrar



REFERRAL PROGRAM

Families currently enrolled at Harvest Christian School may earn a one time, \$100 tuition credit, for each new student they refer that enrolls in our school.

Stipulations:

1. A Referral Program Form must be completed by the new family at the time the registration paperwork is submitted.
2. The new family, and the referring family, must be current in their H.C.S. payments (tuition, hot lunch, and Daycare) for at least 3 consecutive months before credit will be applied.

REFERRAL FORM

We were recommended to Harvest Christian School by the referring family listed below.

Referring Family

Phone Number

Enrolling Family Information:

Signature

Date

Printed Name

Phone Number

Student(s) Name

Student(s) Grade

HARVEST CHRISTIAN SCHOOL STUDENT TUITION AND DAYCARE

FINANCIAL RATE SCHEDULE 2021 – 2022

REGISTRATION FEES: (Non-Refundable)

Registration and Testing Fee for Each New Student	\$350*	Due upon registration
Registration Fee for Each Returning Student <u>by</u> 2/8/21	\$275*	Due upon registration
Registration Fee for Each Returning Student <u>after</u> 2/8/21	\$350*	Due upon registration

(* Registration Fees include iPad use, curriculum, transportation fees for field trips, classroom party fees (6), and yearbook for each student enrolled. It also includes Starter Packs for JrK-1st, Whisper Phones for K-2nd, Flutophones for 3rd grade, and Reminder Binders for 4th- 6th grade students.)

TUITION PER STUDENT:

	Grade Level	Annual Tuition	10 Payments August-May	12 Payments June-May
1 st Student Tuition Rate:	Jr. Kinder. - Sixth	\$6,350	\$635.00	\$529.17
2 nd Student Tuition Rate:	Jr. Kinder. - Sixth	\$5,350	\$535.00	\$445.83
3 rd Student Tuition Rate:	Jr. Kinder. - Sixth	\$4,350	\$435.00	\$362.50
4 th + Student Tuition Rate:	Jr. Kinder. - Sixth	\$3,850	\$385.00	\$320.83

TUITION PAYMENT:

Payment of all contracted fees as stated on your Financial Agreement form can be made in the Harvest Christian School office, mailed to P. O. Box 4146, Riverside, CA 92514 or through Electronic Funds Transfer (EFT). We offer both a 10-month and a 12-month payment plan. The first payment on the 10-month plan is due August 1, 2021 with final payment due May 1, 2022. Those who select the 12-month option are required to make their first payment June 1, 2021 with the final payment due May 1, 2022. Please use the Financial Agreement Worksheet to calculate your total financial commitment. If you have any questions, please contact the school office at 951.359.3932.

DISCOUNTS:

1. We offer a 5% discount off your total financial commitment if full payment is made by **August 1, 2021.** (There will be no exceptions for payments after this date.)
2. Grad Discount (\$375) - Sibling(s) that graduated from Harvest and are currently enrolled in a Christian Jr./High School – **Form Required.**
3. Families currently enrolled at Harvest Christian School may earn a one time, \$100 tuition credit, for each new student they refer that enrolls in our school. See the Referral Program form for details and requirements.

IMPORTANT NOTE:

Tuition for students enrolling after the first day of school is prorated. The prorated rate is based on the student's starting date, the days that are remaining in the school year, divided by the number of months that are left in the selected payment plan. This may result in a slightly higher monthly tuition when compared to a family that enrolls at the beginning of the year.

DAYCARE:

All daycare is charged at a rate of \$1.25 per 15 minute increments from 6:00 a.m. to 6:00 p.m.

After 6:00 p.m., daycare is charged at a rate of \$1.00 per 1 minute increment.

You are charged for Daycare on a daily basis and will be sent a bill after the month ends.

All Daycare bills must be paid within 2 weeks of mailing or you may be charged a \$25.00 late fee.